

Topic Focus

Observational drawing, collecting ideas from nature for collage, sculptural elements, abstract art and using digital media.

Overview

The activities in this topic reveal to the children how inspirational burial grounds can be for creative art projects. Burial grounds provide a rich source of ideas and stimulation and are excellent starting points for a range of art activities and projects that give the children's practical work more meaning. The activities study patterns in nature, sculptural and geometric shapes in buildings, structures and memorials.

The activities support the classroom study of artists who use nature for inspiration, for example, Andy Goldsworthy, William Morris and Henri Matisse. They also support studies into abstract artists like Picasso and Kandinsky as well as architectural artists like Antoni Gaudi.

These activities are: Curious Carvings, Signs and Symbols, Wild About Art, Abstract Architecture.

Curriculum Links

This topic helps develop pupils' knowledge, skills and understanding in Art and Design and Design and Technology.

EYFS

Expressive arts and design
Exploring and using media and materials
Being Imaginative

EYFS, KS1 & KS2

Key Skills

Investigating
Comparing
Contrasting
Observing
Collecting
Expressing
Designing
Reflecting
Recording

Key Words

Digital
Architecture
Abstract
Texture
Shape



John Muir Award

Discover
Explore
Conserve
Share



Try the following activities if you are working for any of the following badges:

Rainbows - Look and Learn

Beavers - Explore Activity

Brownies - Artist, Out and About

Cubs - Artist Activity

Scouts - Artist Activity, Arts Enthusiast Activity, Photographer Activity, Craft Activity

Signs and Symbols

Signs and symbols are everywhere in burial grounds particularly on stonework. The activity suggestions allow children to explore them and appreciate that symbols can say such a lot without words. Decoration, including the lettering styles of written inscriptions found on buildings, headstones, monuments and memorials are also explored.

Learning Outcomes

Children will:

- Use sketch books to record observations and experiences
- Explore ideas for design
- Review, revisit and refine first-hand observations

Key Questions

What do they mean?

Resources

Drawing materials - e.g. pencils, colour pencils, crayons, fine black pens, pastels, paper and sketchbooks, camera.

Signs and Symbols Scavenger Hunt

Sketch Your Own Symbols

Activity Ideas

1. Sketch and Scavenge - Can you spot the symbols on the signs and symbols scavenger hunt? Tick them off as you find them. Each time you find a new symbol have a guess at what you think it means.

Discussion point - What does the symbol tell you about the person buried there? Why do you think that?

If you find an unusual sign that is not on the list make a record of it by sketching it in detail. Take a guess! What do you think it means? Why?

2. Collect symbols - Walk around the burial ground and collect symbols that interest you or mean something to you using the sketch your own symbols sheet. Feel them with your hands. Think about the lines and contours. Look at font type and style too. Collect your favourites by sketching them or perhaps doing careful rubbings.

Back at School

- Taking inspiration from the symbols explored at the burial ground create your own personal symbol. It should represent your characteristics, personality and values. It could include your hobbies, your favourite things and important events. Sketch your ideas, refine and then create your symbol in a chosen medium. Look at each other's symbols. Can you guess whom they represent?
- Create a soap carving of your symbol.
- Research the meaning of symbols you found that were not on the list.
- Research the signs and symbols and their connection to different religions.

EYFS

How many crosses can you find?


Find 3 different symbols. Play 'Symbol Snap'. Explore the burial site and match the same symbols.



Signs and Symbols Scavenger Hunt



Star of David




Lamb




Ship



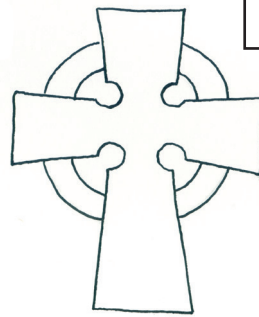
Crescent and star



Dove



Book or scroll



Cross



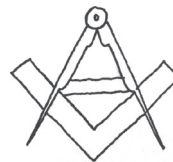
Hands



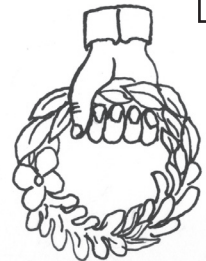
Urn



Ivy



tools of the trade



Wreath



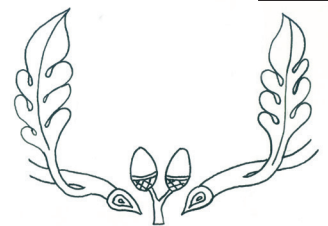
Flowers



Angel



ISH



Oak leaves or tree

Signs and Symbols Scavenger Hunt

Crescent and star

This is a symbol of Islam as is the name of god or the greatest name

Ship

A ship or a boat could mark the grave of a sailor, it is also a symbol for taking a journey.

Lamb

Jesus as the lamb of God, also a symbol of gentleness and innocence

Star of David or 6 Pointed Star

This is a symbol of Judaism or a Masonic symbol

Hands

Hands clasped means a close bond like a marriage. Hands pointing down is thought to mean a sudden death and pointing up means heaven.

Cross

You may find different types of cross but they all symbolise a strong Christian faith.

Book or scroll

This could symbolise faith or a scholar. The book may be a bible symbolising a religious person or a prayer. A scroll is a symbol of life and time.

Dove

This is a symbol of the Holy Spirit and of the release of the soul after death

Wreath

This is a symbol of victory over death

Tools of the Trade

You may find a symbol that shows a job or hobby. An anvil or hammer could be the symbol of a blacksmith. A violin could be a symbol for a musician and miner's lamp a miner.

Ivy

Ivy has many meanings including memory, immortality, friendship, faithfulness, undying affection and eternal life.

Urn

This is a Greek symbol of mourning, symbolising sadness. An urn was originally used to put the ashes of the dead in ancient times.

Oak leaves or tree

The oak tree has many meanings including hospitality, stability, strength, honour, eternity, endurance and liberty. It is believed to have been the tree from which Jesus Christ's cross was made.

ISH

This is Latin for *Iesus Hominum Salvator* which means Jesus the Saviour of Man. IHS are also the first 3 letters of the Greek word for Jesus.

Angel

Angels are the agents of God, often pointing towards heaven. They could symbolise the guardians of the dead and spirituality.

Flowers

They are often found on gravestones and mean many different things including love, beauty and hope. The lily is an ancient Greek symbol of motherhood.

Sketch Your Own Symbols

