

iNaturalist Guide



Using iNaturalist with iPhone

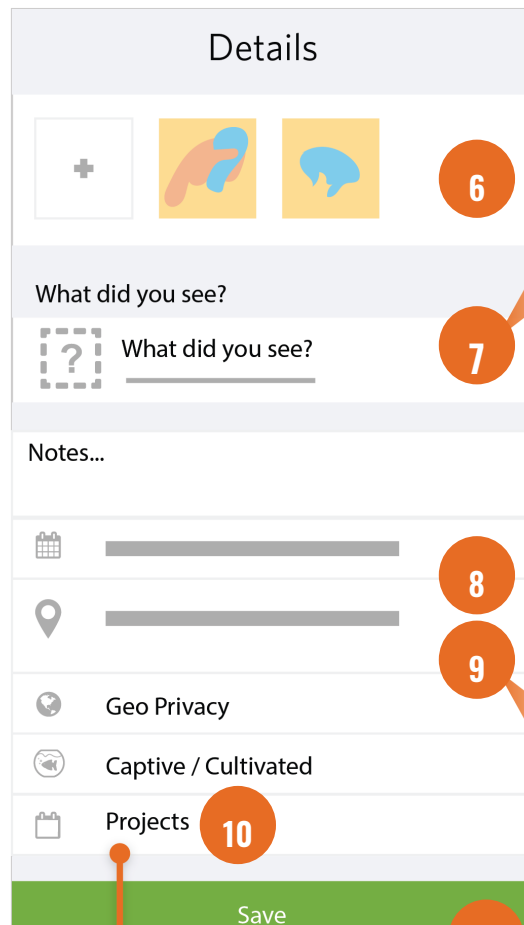
1. Download the iNaturalist app from the [app store](#).
2. Open the app and create an account.
3. Login to your account on the app.
4. Join the Beautiful Burial Grounds project - this can be accessed by going to Projects on the bottom of the screen then search for Beautiful Burial Grounds and press Join. Navigate back.
5. Tap observe.
6. Add one or more photos as evidence.
7. Choose what you saw.
8. When you saw it should be added automatically.
9. Where you saw it should be added automatically.
10. Tap projects, then select Beautiful Burial Grounds.
11. Tap save/share.



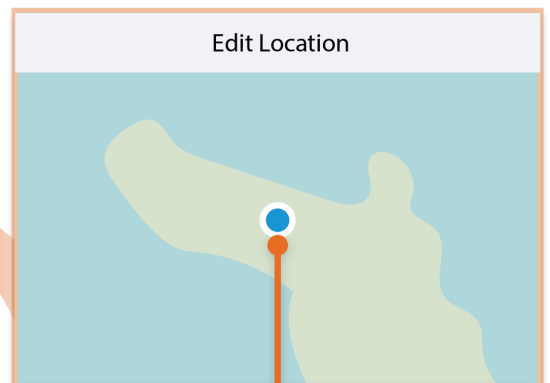
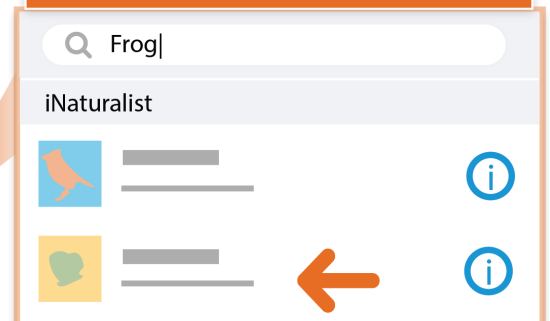
New to iNaturalist? Sign up now!




Beautiful Burial Grounds




Choose one of the computer vision suggestions, search for something else, or type in a 'Placeholder' if offline



The app should fetch your location automatically and display it on the map. If it doesn't, go to the Settings app and tap Privacy to enable Location Services for iNaturalist



Using iNaturalist with Android

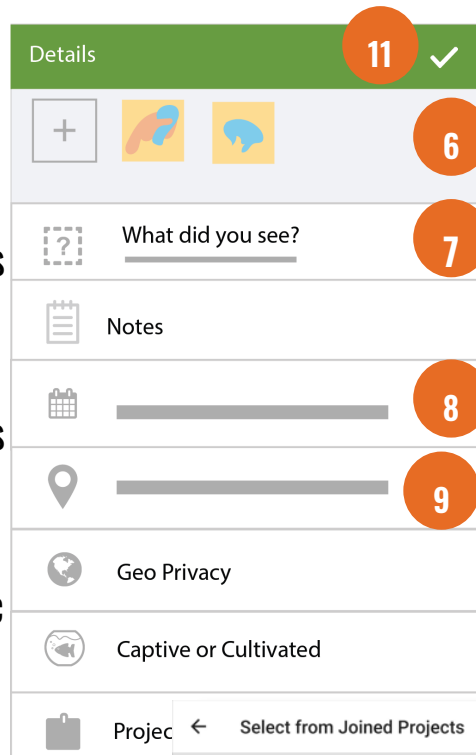
1. Download the iNaturalist app from the [play store](#).
2. Open the app and create an account.
3. Login to your account on the app.
4. Join the Beautiful Burial Grounds project - this can be accessed via the sidebar, then tap on projects and search for 'Beautiful Burial Grounds'. Navigate back to My Observations main page.
5. Tap the green observe button. 
6. Add one or more photos as evidence.
7. Choose what you saw.
8. When you saw it should be added automatically.
9. Where you saw it should be added automatically. Make sure to select the Beautiful Burial Grounds Project.
10. Tap projects and select Beautiful Burial Grounds
11. Save your observation.
12. Sync should happen automatically, click sync if not.



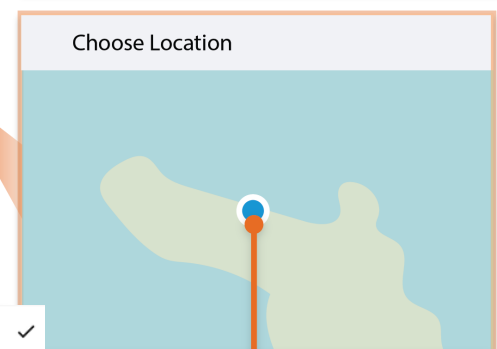
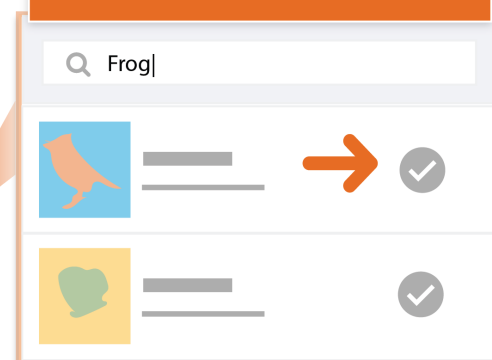
New to iNaturalist? Sign up now!



Beautiful Burial Grounds



Choose one of the computer vision suggestions, search for something else, or type in 'Placeholder' if offline



The app should fetch and display your location automatically. If it doesn't, tap through to get your location manually.

